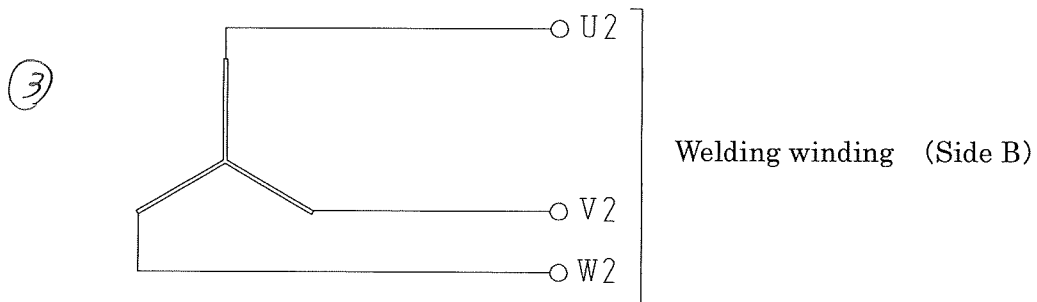
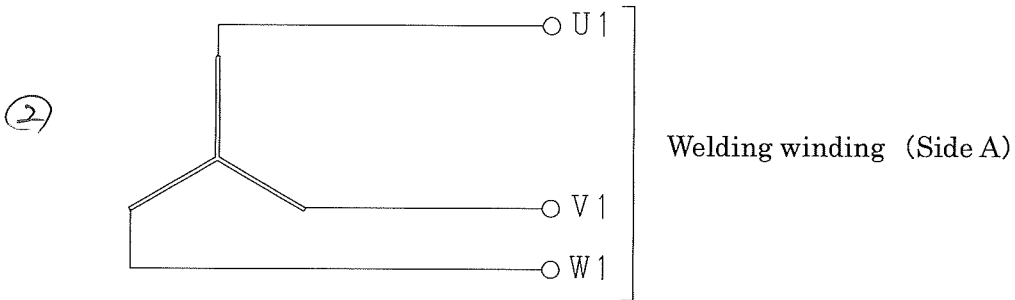
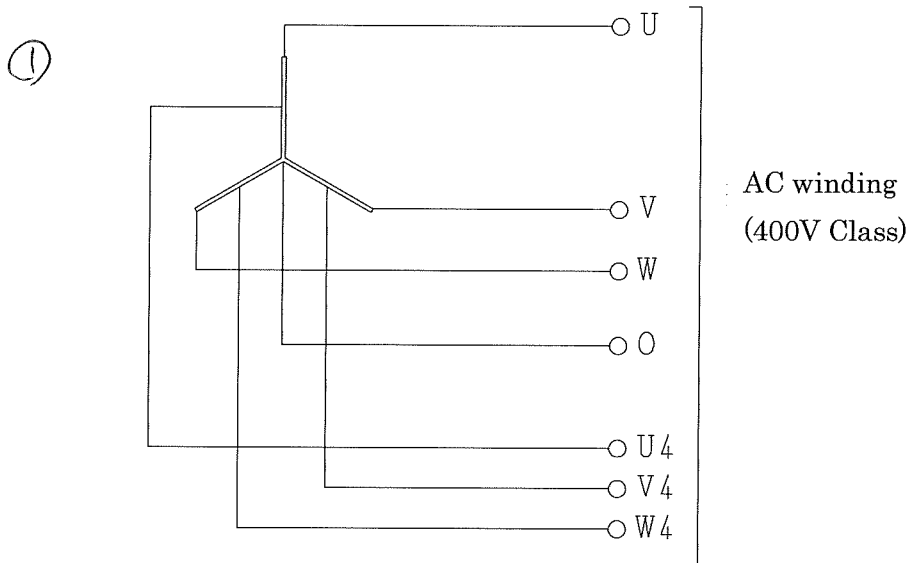
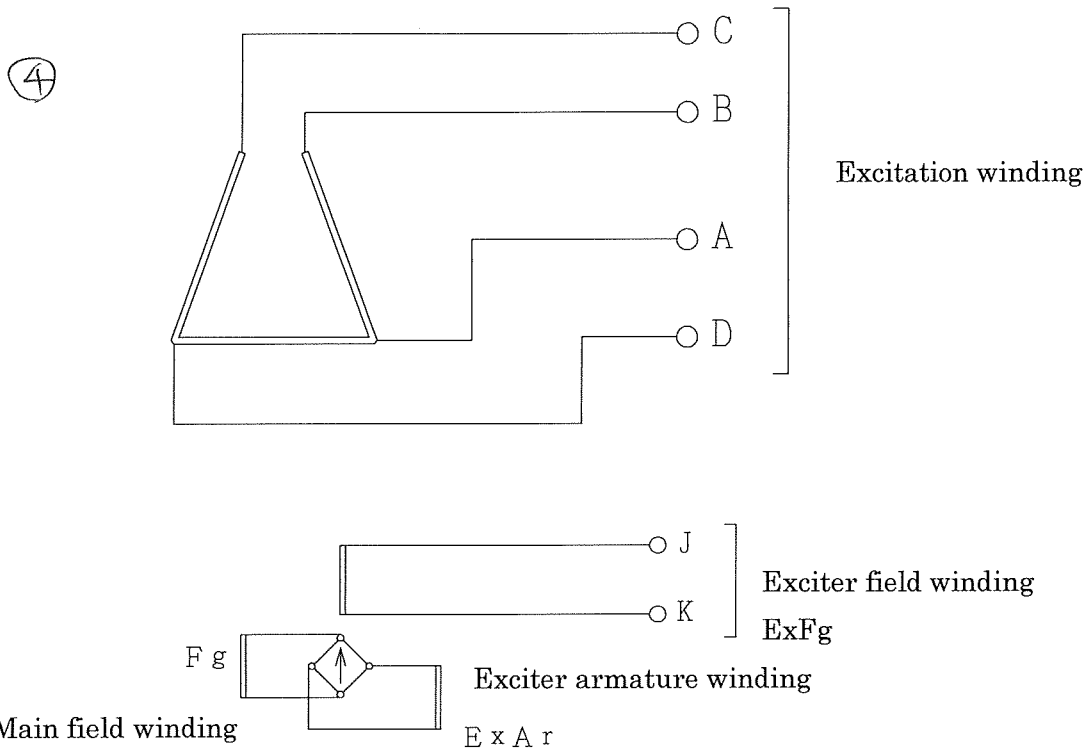


Chapter 2 Wire winding

2 - 1. Winding of armature



2 - 2. Excitation winding



2 - 3. Resistance of wire winding

【Table】 Note) Below values are typical value for reference

Items		
AC winding	U - V = V - W = W - U	
	O - U = O - V = O - W	
	U 4 - O = V 4 - O = W 4 - O	
Winding	Side A	U 1 - V 1 = V 1 - W 1 = W 1 - U 1
	Side B	U 2 - V 2 = V 2 - W 2 = W 2 - U 2
Excitation Winding (EX field magnet Power supply)		A - B = A - D = D - C
		B - C
Ex Field winding		(E x F g)
		J - K
Rotor field winding (F g)		
Exciter armature winding (E x A r)		